


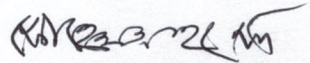


Credence First Growth Fund

Statement of Financial Position (Un Audited)

As on December 31, 2022

Particulars	Notes	December 31, 2022 Taka	June 30, 2022 Taka
Assets			
Investment in securities at market price	1.00	172,524,865	180,258,376
IPO application	2.00	-	15,000,000
Accounts & other receivable	3.00	2,478,833	432,950
Advance, deposit and prepayments	4.00	115,416	206,133
Preliminary and issue expense	5.00	1,395,694	1,905,233
Cash and cash equivalents	6.00	8,850,925	12,135,221
Total Assets		185,365,733	209,937,913
Equity and liabilities			
Unit capital fund	7.00	176,863,390	176,802,950
Unit premium reserve	8.00	(2,114,523)	(2,118,808)
Retained earnings	9.00	8,420,594	32,797,354
Total		183,169,462	207,481,496
Current Liabilities			
Liability for Expenses	10.00	2,196,271	2,456,417
Total		2,196,271	2,456,417
Total Equity and Liabilities		185,365,733	209,937,913
Net Asset Value (NAV) per Unit			
at Cost	11.00	11.71	12.21
at Market Price	12.00	10.36	11.74
<div style="display: flex; justify-content: space-between; align-items: flex-end;"> <div style="width: 45%;">  Manager (Accounts & Operation) For and on behalf of CAML Asset Manager of CFGF </div> <div style="width: 45%; text-align: right;">  Chairman of Trustee Committee For and on behalf of ICB Trustee of CFGF </div> </div>			
<div style="display: flex; justify-content: space-between; align-items: flex-end;"> <div style="width: 45%;">  Assistant Manager (Equity Research) For and on behalf of CAML Asset Manager of CFGF </div> <div style="width: 45%; text-align: right;">  Member-Secretary of Trustee Committee For and on behalf of ICB Trustee of CFGF </div> </div>			

Credence First Growth Fund


Statement of Profit or Loss and Other Comprehensive Income (Unaudited)


For the period ended July 01, 2022 to December 31, 2022

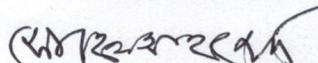
Particulars	Notes	July 01, 2022 to December 31, 2022	July 01, 2021 to December 31, 2021	October 01, 2022 to December 31, 2022	October 01, 2021 to December 31, 2021
		Taka	Taka	Taka	Taka
Income					
Interest Income	14.00	301,142	445,012	170,117	214,555
Gain on sale of marketable securities	15.00	6,384,171	9,201,809	1,895,128	1,834,746
Dividend income	16.00	3,614,123	3,899,695	2,754,161	2,504,695
Total Income		10,299,436	13,546,516	4,819,406	4,553,996
Expenditure					
Management fees	17.00	2,047,014	2,398,904	998,663	1,193,737
Amortization of preliminary and issue expenses	5.00	509,539	509,539	254,770	254,770
Annual subscription fees to BSEC		103,644	100,577	51,814	56,236
CDBL settlement and demat charges		10,967	32,656	8,241	14,282
CDBL fees		13,073	13,071	6,536	6,535
Trustee fees		156,226	148,471	78,491	82,818
Custodian fees		130,079	152,736	63,467	74,550
Brokerage commission		185,961	435,719	51,037	181,917
Audit fees		-	-	-	-
Newspaper publication exp		110,889	87,174	22,425	21,500
IPO application related expenses		14,000	18,000	6,000	15,000
Bank charges and excise duty		45,260	2,544	38,971	2,130
Total Expenditure		3,326,652	3,899,391	1,580,415	1,903,475
Income before provision for the period		6,972,784	9,647,125	3,238,991	2,650,521
(Provision Required)/added back of marketable investment	13.00	(15,437,278)	3,683,521	(16,638,833)	-
Net Profit for The Period after provision		(8,464,494)	13,330,646	(13,399,842)	2,650,521
Earnings per Unit (EPU)	18.00	(0.48)	0.75	(0.76)	0.15
Other Comprehensive Income					
Unrealised gain		-	2,903,458	-	2,903,458
Total Comprehensive income		(8,464,494)	16,234,104	(13,399,842)	5,553,979


Manager (Accounts & Operation)

For and on behalf of CAML
Asset Manager of CFGF


Assistant Manager (Equity Research)
For and on behalf of CAML
Asset Manager of CFGF


Chairman of Trustee Committee
For and on behalf of ICB
Trustee of CFGF


Member-Secretary of Trustee Committee
For and on behalf of ICB
Trustee of CFGF

Credence First Growth Fund


Statement of Changes in Equity (Unaudited)


For the period ended December 31, 2022


Particulars	Unit Capital	Unit Premium Reserve	Retained Earning	Total Equity
Balance on 01-07-2022	176,802,950	(2,118,808)	32,797,354	207,481,496
Unit sold during the year	69,390	-	-	69,390
Unit surrender during the year	(8,950)	-	-	(8,950)
Premium on sale of unit	-	5,342	-	5,342
Premium on surrender of unit	-	(1,056)	-	(1,056)
Dividend paid (2021-2022)	-	-	(15,912,266)	(15,912,266)
Net Profit/(Loss) during the year	-	-	(8,464,494)	(8,464,494)
Balance as on 31-12-2022	176,863,390	(2,114,523)	8,420,594	183,169,462


For the year ended June 30, 2022

Particulars	Unit Capital	Unit Premium Reserve	Retained Earning	Total Equity
Balance on 01-07-2021	182,643,010	(806,565)	41,657,910	223,494,355
Unit sold during the year	241,040	-	-	241,040
Unit surrender during the year	(6,081,100)	-	-	(6,081,100)
Premium on sale of unit	-	50,506	-	50,506
Premium on surrender of unit	-	(1,362,749)	-	(1,362,749)
Dividend paid (2020-2021)	-	-	(22,830,376)	(22,830,376)
Net Profit/(Loss) during the year	-	-	13,969,820	13,969,820
Balance as on 30-06-2022	176,802,950	(2,118,808)	32,797,354	207,481,496


 Manager (Accounts & Operation)
 For and on behalf of CAML
 Asset Manager of CFGF


 Chairman of Trustee Committee
 For and on behalf of ICB
 Trustee of CFGF


 Assistant Manager (Equity Research)
 For and on behalf of CAML
 Asset Manager of CFGF



 Member-Secretary of Trustee Committee
 For and on behalf of ICB
 Trustee of CFGF


Credence First Growth Fund


Statement of Cashflow (Unaudited)


For the period ended July 01, 2022 to December 31, 2022

Particulars	July 01, 2022 to December 31, 2022	July 01, 2021 to December 31, 2021
	Taka	Taka
Cash flows from operating activities		
Collection from Operation & Others	8,253,553	11,525,067
Payment to Suppliers & Others	(18,423,820)	(1,635,799)
Net cash from operating activities	(10,170,267)	9,889,268
Cash flows from investing activities		
Net investment in shares and securities	7,733,511	8,591,597
Advance against IPO	15,000,000	(22,131,000)
Unrealised gain	-	2,903,458
Net cash from investing activities	22,733,511	(10,635,945)
Cash flows from financing activities		
Unit Capital Sold	69,390	84,430
Unit Capital Surrendered	(8,950)	(6,004,190)
Premium Received on Unit Sold	5,342	22,374
Premium Refunded Unit Surrendered	(1,056)	(1,345,983)
Dividend Paid	(15,912,266)	(22,830,376)
Net cash from financing activities	(15,847,540)	(30,073,745)
Net cash flows for the period	(3,284,296)	(30,820,422)
Cash and cash equivalents at the beginning of the period	12,135,221	32,946,265
Cash and cash equivalents at the end of the period	8,850,924	2,125,843
Net operating cash flows per unit	(0.58)	0.56


 Manager (Accounts & Operation)
 For and on behalf of CAML
 Asset Manager of CFGF


 Chairman of Trustee Committee
 For and on behalf of ICB
 Trustee of CFGF


 Assistant Manager (Equity Research)
 For and on behalf of CAML
 Asset Manager of CFGF


 Member-Secretary of Trustee Committee
 For and on behalf of ICB
 Trustee of CFGF