


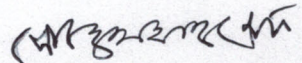


Credence First Growth Fund

Statement of Financial Position (Un Audited)

As at March 31, 2023


| Particulars | Notes | March 31, 2023 Taka | June 30, 2022 Taka |
|---|-------|------------------------|-----------------------|
| Assets | | | |
| Investment in securities at market price | 1.00 | 174,081,536 | 180,258,376 |
| IPO application | 2.00 | - | 15,000,000 |
| Accounts & other receivable | 3.00 | 814,203 | 432,950 |
| Advance, deposit and prepayments | 4.00 | 127,835 | 206,133 |
| Preliminary and issue expense | 5.00 | 1,146,463 | 1,905,233 |
| Cash and cash equivalents | 6.00 | 9,090,540 | 12,135,221 |
| Total Assets | | 185,260,576 | 209,937,913 |
| Equity and liabilities | | | |
| Unit capital fund | 7.00 | 176,857,150 | 176,802,950 |
| Unit premium reserve | 8.00 | (2,114,616) | (2,118,808) |
| Retained earnings | 9.00 | 9,449,605 | 32,797,354 |
| Total | | 184,192,139 | 207,481,496 |
| Current Liabilities | | | |
| Liability for Expenses | 10.00 | 1,068,437 | 2,456,417 |
| Total | | 1,068,437 | 2,456,417 |
| Total Equity and Liabilities | | 185,260,576 | 209,937,913 |
| Net Asset Value (NAV) per Unit | | | |
| at Cost | 11.00 | 11.67 | 12.21 |
| at Market Price | 12.00 | 10.41 | 11.74 |
| <div style="display: flex; justify-content: space-between; align-items: flex-end;"> <div style="text-align: center;">  Manager (Accounts & Operation) For and on behalf of CAML Asset Manager of CFGF </div> <div style="text-align: center;">  Chairman of Trustee Committee For and on behalf of ICB Trustee of CFGF </div> </div> | | | |
| <div style="display: flex; justify-content: space-between; align-items: flex-end;"> <div style="text-align: center;">  Assistant Manager (Equity Research) For and on behalf of CAML Asset Manager of CFGF </div> <div style="text-align: center;">  Member-Secretary of Trustee Committee For and on behalf of ICB Trustee of CFGF </div> </div> | | | |


Credence First Growth Fund


Statement of Profit or Loss and Other Comprehensive Income (Unaudited)


For the period from July 01, 2022 to March 31, 2023

| Particulars | Notes | July 01, 2022 to March 31, 2023 | July 01, 2021 to March 31, 2022 | January 01, 2023 to March 31, 2023 | January 01, 2022 to March 31, 2022 |
|--|-------|---------------------------------------|---------------------------------------|--|--|
| | | Taka | Taka | Taka | Taka |
| Income | | | | | |
| Interest Income | 14.00 | 395,213 | 392,203 | 94,070 | 80,532 |
| Gain on sale of marketable securities | 15.00 | 6,714,686 | 15,802,943 | 330,515 | 6,601,134 |
| Dividend income | 16.00 | 3,968,231 | 5,568,580 | 354,107 | 1,668,885 |
| Total Income | | 11,078,129 | 21,763,726 | 778,693 | 8,350,551 |
| Expenditure | | | | | |
| Management fees | 17.00 | 3,027,597 | 3,537,895 | 980,583 | 1,138,991 |
| Amortization of preliminary and issue expenses | 5.00 | 758,770 | 758,770 | 249,231 | 249,231 |
| Annual subscription fees to BSEC | | 154,332 | 155,590 | 50,688 | 55,013 |
| CDBL settlement and demat charges | | 11,246 | 44,044 | 279 | 11,388 |
| CDBL fees | | 19,466 | 13,710 | 6,393 | 639 |
| Trustee fees | | 224,220 | 237,756 | 67,994 | 89,285 |
| Custodian fees | | 194,917 | 220,840 | 64,838 | 68,105 |
| Brokerage commission | | 195,442 | 648,572 | 9,481 | 212,853 |
| Audit fees | | - | - | - | - |
| Newspaper publication exp | | 145,339 | 119,445 | 34,450 | 32,200 |
| IPO application related expenses | | 14,000 | 23,000 | - | 5,000 |
| Bank charges and excise duty | | 45,385 | 33,028 | 125 | 30,483 |
| Total Expenditure | | 4,790,715 | 5,792,650 | 1,464,062 | 1,893,188 |
| Income before provision for the period | | 6,287,414 | 15,971,076 | (685,370) | 6,457,363 |
| (Provision Required)/added back of marketable investment | 13.00 | (13,722,899) | 3,683,521 | 1,714,379 | - |
| Net Profit for The Period after provision | | (7,435,485) | 19,654,596 | 1,029,009 | 6,457,363 |
| Earnings per Unit (EPU) | 18.00 | (0.42) | 1.11 | 0.06 | 0.37 |
| Other Comprehensive Income | | | | | |
| Unrealised gain | | - | 2,437,973 | - | 2,437,974 |
| Total Comprehensive income | | (7,435,485) | 22,092,570 | 1,029,009 | 8,895,337 |


Manager (Accounts & Operation)
For and on behalf of CAML
Asset Manager of CFGF


Assistant Manager (Equity Research)
For and on behalf of CAML
Asset Manager of CFGF


Chairman of Trustee Committee
For and on behalf of ICB
Trustee of CFGF


Member-Secretary of Trustee Committee
For and on behalf of ICB
Trustee of CFGF

Credence First Growth Fund


Statement of Changes in Equity (Unaudited)


For the period ended March 31, 2023


| Particulars | Unit Capital | Unit Premium Reserve | Retained Earning | Total Equity |
|-----------------------------------|--------------------|----------------------|------------------|--------------------|
| Balance on 01-07-2022 | 176,802,950 | (2,118,808) | 32,797,354 | 207,481,496 |
| Unit sold during the year | 75,150 | - | - | 75,150 |
| Unit surrender during the year | (20,950) | - | - | (20,950) |
| Premium on sale of unit | - | 5,572 | - | 5,572 |
| Premium on surrender of unit | - | (1,380) | - | (1,380) |
| Dividend paid (2021-2022) | - | - | (15,912,266) | (15,912,266) |
| Net Profit/(Loss) during the year | - | - | (7,435,483) | (7,435,483) |
| Balance as on 31-03-2023 | 176,857,150 | (2,114,616) | 9,449,605 | 184,192,139 |


For the year ended June 30, 2022

| Particulars | Unit Capital | Unit Premium Reserve | Retained Earning | Total Equity |
|-----------------------------------|--------------------|----------------------|-------------------|--------------------|
| Balance on 01-07-2021 | 182,643,010 | (806,565) | 41,657,910 | 223,494,355 |
| Unit sold during the year | 241,040 | - | - | 241,040 |
| Unit surrender during the year | (6,081,100) | - | - | (6,081,100) |
| Premium on sale of unit | - | 50,506 | - | 50,506 |
| Premium on surrender of unit | - | (1,362,749) | - | (1,362,749) |
| Dividend paid (2020-2021) | - | - | (22,830,376) | (22,830,376) |
| Net Profit/(Loss) during the year | - | - | 13,969,820 | 13,969,820 |
| Balance as on 30-06-2022 | 176,802,950 | (2,118,808) | 32,797,354 | 207,481,496 |


 Manager (Accounts & Operation)
 For and on behalf of CAML
 Asset Manager of CFGF


 Chairman of Trustee Committee
 For and on behalf of ICB
 Trustee of CFGF


 Assistant Manager (Equity Research)
 For and on behalf of CAML
 Asset Manager of CFGF



 Member-Secretary of Trustee Committee
 For and on behalf of ICB
 Trustee of CFGF


Credence First Growth Fund


Statement of Cashflow (Unaudited)

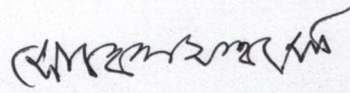
For the period from July 01, 2022 to March 31, 2023

| Particulars | July 01, 2022 to March 31, 2023 | July 01, 2021 to March 31, 2022 |
|---|---------------------------------------|---------------------------------------|
| | Taka | Taka |
| Cash flows from operating activities | | |
| Collection from Operation & Others | 10,696,876 | 20,016,362 |
| Payment to Suppliers & Others | (19,064,523) | (2,531,567) |
| Net cash from operating activities | (8,367,647) | 17,484,795 |
| Cash flows from investing activities | | |
| Net investment in shares and securities | 6,176,840 | (3,922,969) |
| Advance against IPO | 15,000,000 | (5,000,000) |
| Unrealised gain | - | 2,437,974 |
| Net cash from investing activities | 21,176,840 | (6,484,995) |
| Cash flows from financing activities | | |
| Unit Capital Sold | 75,150 | 134,430 |
| Unit Capital Surrendered | (20,950) | (6,081,100) |
| Premium Received on Unit Sold | 5,572 | 33,149 |
| Premium Refunded Unit Surrendered | (1,380) | (1,362,749) |
| Dividend Paid | (15,912,266) | (22,830,376) |
| Net cash from financing activities | (15,853,874) | (30,106,646) |
| Net cash flows for the period | (3,044,681) | (19,106,846) |
| Cash and cash equivalents at the beginning of the period | 12,135,221 | 32,946,265 |
| Cash and cash equivalents at the end of the period | 9,090,540 | 13,839,419 |
| Net operating cash flows per unit | (0.47) | 0.99 |


Manager (Accounts & Operation)
For and on behalf of CAML
Asset Manager of CFGF


Chairman of Trustee Committee
For and on behalf of ICB
Trustee of CFGF


Assistant Manager (Equity Research)
For and on behalf of CAML
Asset Manager of CFGF


Member-Secretary of Trustee Committee
For and on behalf of ICB
Trustee of CFGF