



Credence First Shariah Unit Fund


Statement of Financial Position (Un Audited)

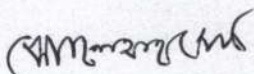
As on December 31, 2023

Particulars	Notes	Amount in BDT	
		December 31, 2023	June 30, 2023
Assets			
Investment in securities at market price	1.00	99,545,539	98,800,770
Accounts & other receivable	2.00	409,041	814,077
Advance, deposit and prepayments	3.00	72,335	119,077
Preliminary and issue expense	4.00	551,139	787,971
Cash and cash equivalents	5.00	14,594,631	20,674,691
Total Assets		115,172,684	121,196,586
Equity and liabilities			
Unit capital fund	6.00	96,252,390	95,653,860
Unit premium reserve	7.00	3,142,313	3,039,423
Retained earnings	8.00	14,364,849	21,044,822
Total		113,759,553	119,738,105
Current Liabilities			
Liability for Expenses	9.00	1,413,131	1,458,481
Total		1,413,131	1,458,481
Total Equity and Liabilities		115,172,684	121,196,586
Net Asset Value (NAV) per Unit			
at Cost	10.00	12.68	13.20
at Market Price	11.00	11.82	12.52


 Manager (Accounts & Operation)
 For and on behalf of CAML
 Asset Manager of CFSUF


 Assistant Manager (Equity Research)
 For and on behalf of CAML
 Asset Manager of CFSUF


 Chairman of Trustee Committee
 For and on behalf of ICB
 Trustee of CFSUF



 Member-Secretary of Trustee Committee
 For and on behalf of ICB
 Trustee of CFSUF


Credence First Shariah Unit Fund


Statement of Profit or Loss and Other Comprehensive Income (Unaudited)

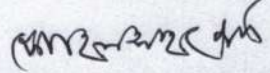
For the period July 01, 2023 to December 31, 2023

Particulars	Notes	Amount in BDT			
		July 01, 2023 to December 31, 2023	July 01, 2022 to December 31, 2022	October 01, 2023 to December 31, 2023	October 01, 2022 to December 31, 2022
Income					
Profit on deposit	13.00	579,293	339,205	378,071	216,289
Gain on sale of marketable securities	14.00	314,133	8,583,285	-	4,917,333
Dividend income	15.00	935,098	1,801,247	286,861	1,297,247
Total Income		1,828,524	10,723,737	664,931	6,430,869
Expenditure					
Management fees	16.00	1,322,640	1,263,192	680,165	634,917
Amortization of preliminary and issue expenses	4.00	236,832	236,832	118,416	118,416
BSEC annual fees		59,706	59,467	29,850	29,729
CDBL settlement and demat charges		2,119	10,159	239	7,380
CDBL fees	3.01	13,036	13,073	6,518	6,536
Trustee fees	3.02	89,368	89,495	44,964	44,964
Custodian fees	17.00	81,760	69,799	44,863	35,068
Homorium for Shariah Supervisory Board		10,000	15,000	-	-
Brokerage commission		-	171,968	-	60,974
Publication expenses	18.00	94,025	110,889	14,950	30,425
IPO application expenses		-	11,000	-	6,000
Bank charges and excise duty		64,086	74,000	41,440	68,602
Total Expenditure		1,973,572	2,124,873	981,406	1,043,011
Income before provision for the period		(145,048)	8,598,863	(316,474)	5,387,858
(Provision Required)/added back of marketable investment	12.00	(1,752,231)	(7,764,021)	(681,072)	(7,324,564)
Net Profit for The Period after provision		(1,897,279)	834,842	(997,546)	(1,936,706)
Earnings per Unit (EPU)	19.00	(0.20)	0.09	(0.10)	(0.20)
Other Comprehensive Income					
Unrealised gain		-	-	-	-
Total Comprehensive income		(1,897,279)	834,842	(997,546)	(1,936,706)


Manager (Accounts & Operation)
For and on behalf of CAML
Asset Manager of CFSUF


Assistant Manager (Equity Research)
For and on behalf of CAML
Asset Manager of CFSUF


Chairman of Trustee Committee
For and on behalf of ICB
Trustee of CFSUF


Member-Secretary of Trustee Committee
For and on behalf of ICB
Trustee of CFSUF

Credence First Shariah Unit Fund


Statement of Changes in Equity (Unaudited)


For the period July 01, 2023 to December 31, 2023


Particulars	Unit Capital	Unit Premium Reserve	Retained Earning	Total Equity
Balance on 01-07-2023	95,653,860	3,039,423	21,044,822	119,738,105
Unit sold during the period	639,620	-	-	639,620
Unit surrender during the period	(41,090)	-	-	(41,090)
Premium on sale of unit	-	109,863	-	109,863
Premium on surrender of unit	-	(6,973)	-	(6,973)
Dividend paid	-	-	(4,782,693)	(4,782,693)
Net Profit/(Loss) during the year	-	-	(1,897,280)	(1,897,280)
Balance as on 31-12-2023	96,252,390	3,142,313	14,364,849	113,759,553

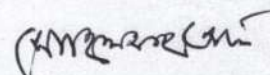
For the year ended June 30, 2023

Particulars	Unit Capital	Unit Premium Reserve	Retained Earning	Total Equity
Balance on 01-07-2022	87,532,950	1,234,978	30,755,794	119,523,722
Unit sold during the year	8,134,660	-	-	8,134,660
Unit surrender during the year	(13,750)	-	-	(13,750)
Premium on sale of unit	-	1,807,516	-	1,807,516
Premium on surrender of unit	-	(3,071)	-	(3,071)
Dividend paid	-	-	(13,129,942)	(13,129,942)
Net Profit/(Loss) during the year	-	-	3,418,970	3,418,970
Balance as on 30-06-2023	95,653,860	3,039,423	21,044,822	119,738,105


 Manager (Accounts & Operation)
 For and on behalf of CAML
 Asset Manager of CFSUF


 Chairman of Trustee Committee
 For and on behalf of ICB
 Trustee of CFSUF


 Assistant Manager (Equity Research)
 For and on behalf of CAML
 Asset Manager of CFSUF



 Member-Secretary of Trustee Committee
 For and on behalf of ICB
 Trustee of CFSUF


Credence First Shariah Unit Fund

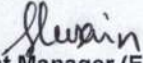
Statement of Cashflow (Unaudited)

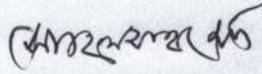
For the period July 01, 2023 to December 31, 2023

Particulars	Amount in BDT	
	July 01, 2023 to December 31, 2023	July 01, 2022 to December 31, 2022
Cash flows from operating activities		
Collection from Operation & Others	2,233,560	10,209,160
Payment to Suppliers & Others	(3,487,578)	(9,713,939)
Net cash from operating activities	(1,254,018)	495,220
Cash flows from investing activities		
Net investment in shares and securities	(744,769)	(5,545,044)
Advance against IPO	-	15,000,000
Unrealised gain	-	-
Net cash from investing activities	(744,769)	9,454,956
Cash flows from financing activities		
Unit Capital Sold	639,620	8,050,220
Unit Capital Surrendered	(41,090)	-
Premium on sale of unit	109,863	1,787,564
Premium on surrender of unit	(6,973)	-
Dividend Paid	(4,782,693)	(13,129,943)
Net cash from financing activities	(4,081,273)	(3,292,158)
Net cash flows for the period	(6,080,059)	6,658,018
Cash and cash equivalents at the beginning of the period	20,674,691	14,923,884
Cash and cash equivalents at the end of the period	14,594,631	21,581,902
Net operating cash flows per unit	(0.13)	0.05


 Manager (Accounts & Operation)
 For and on behalf of CAML
 Asset Manager of CFSUF


 Chairman of Trustee Committee
 For and on behalf of ICB
 Trustee of CFSUF


 Assistant Manager (Equity Research)
 For and on behalf of CAML
 Asset Manager of CFSUF


 Member-Secretary of Trustee Committee
 For and on behalf of ICB
 Trustee of CFSUF

1.00 Investment in securities at market priceDetails are mentioned in **Annexure A****Total**

Amount in BDT	
December 31, 2023	June 30, 2023

99,545,539 98,800,770

99,545,539 98,800,770

2.00 Accounts & other receivable

Profit receivable (MSND)

689 292

Profit receivable (MTDR)

118,356 99,795

Dividend receivable

289,996 713,990

Total

409,041 814,077

2.01 The balance is made-up as follows

Bangladesh Lamps Ltd.

2,140 -

Bangladesh Export Import Company Limited

40,000 -

Beximco Pharmaceuticals Limited

133,000 -

Shinepukur Ceramics Limited

12,000 -

Kohinoor Chemical Co. (BD) Ltd.

20,400 -

Beximco Green Sukuk Al Istisna'a

82,456 82,456

Global Islami Bank PLC

- 631,534

289,996 713,990

3.00 Advance, deposit and prepayments

Advanced annual fee to CDBL

3.01 12,964 -

Advance trustee fee

3.02 - -

Annual subscription fee of BSEC

3.03 59,371 119,077

Total

72,335 119,077

3.01 Advance annual fee of CDBL

Advance to CDBL*

26,000 -

Amortisation during the period (184 days)

(13,036) -

Closing balance

12,964 -

3.02 Advance trustee fee

Advance to trustee* (on 1st July 2023)

89,368 -

Amortisation during the period (184 days)

(89,368) -

Closing balance

- -

SL #	Date	Total Mkt Value	Total Mkt Value
1	01-Jun-23	120,166,860	-
2	02-Jun-23	120,165,486	-
3	03-Jun-23	120,164,111	-
4	04-Jun-23	119,995,713	-
5	05-Jun-23	119,794,406	-
6	06-Jun-23	118,852,059	-

SL #	Date	Amount in BDT	
		December 31, 2023	June 30, 2023
		Total Mkt Value	Total Mkt Value
7	07-Jun-23	119,128,094	-
8	08-Jun-23	119,326,137	-
9	09-Jun-23	119,324,637	-
10	10-Jun-23	119,323,137	-
11	11-Jun-23	118,848,895	-
12	12-Jun-23	118,539,205	-
13	13-Jun-23	118,500,700	-
14	14-Jun-23	118,115,234	-
15	15-Jun-23	118,371,515	-
16	16-Jun-23	118,369,720	-
17	17-Jun-23	118,367,925	-
18	18-Jun-23	118,304,212	-
19	19-Jun-23	118,781,277	-
20	20-Jun-23	118,911,420	-
21	21-Jun-23	118,898,195	-
22	22-Jun-23	119,076,699	-
23	23-Jun-23	119,074,914	-
24	24-Jun-23	119,073,130	-
25	25-Jun-23	119,430,416	-
26	26-Jun-23	119,548,570	-
27	27-Jun-23	119,547,115	-
28	28-Jun-23	119,545,659	-
29	29-Jun-23	119,544,204	-
30	30-Jun-23	119,649,389	-
Average NAV at market price		119,157,968	-
Yearly Rate		0.15%	-
Semi annual		89,368	-

**N.B. Trustee fee is calculated according to clause: 4.2.21 of the Trustee Deed of Credence First Growth Fund.*

3.03 Advance annual fees of BSEC

Advance to BSEC*	119,077	119,077
Amortisation during the period (184 days)	(59,706)	-
Closing balance	59,371	119,077

**N.B. BSEC fee is calculated according to Chapter No: 02 under section : 11 of Securities & Exchange Commission (Mutual Fund) Bidhimala, 2001*

4.00 Preliminary and issue expenses

Opening balance	787,971	1,257,774
	787,971	1,257,774
Amortisation during the year	(236,832)	(469,803)
Closing balance	551,139	787,971

Amount in BDT	
December 31, 2023	June 30, 2023

5.00 Cash and cash equivalents

Brokerage account	5.01	2,938	130,030
Cash at bank	5.02	4,591,693	10,544,661
Mudaraba Term Deposit Receipt (MTDR)	5.03	10,000,000	10,000,000
Total		14,594,631	20,674,691

5.01 Brokerage account

Vision Capital Management Ltd.	2,584	129,676
Popular Life Securities	354	354
Total	2,938	130,030

5.02 Bank details

Bank Name	Branch	Account No	Amount	Amount
Shahjalal Islami Bank Ltd.	Bijoynagar	401813100001684	55,224	36,448
Dhaka Bank Ltd.	IBBL, Motijheel	2141550001488	53,226	26,299
Al Arafah Islami Bank Ltd.	Motijheel	0021220008016	4,483,243	10,481,914
Total			4,591,693	10,544,661

5.03 Mudaraba Term Deposit Receipt (MTDR)

Bank Name	Account No	Tenure	Amount	Amount
Al Arafah Islami Bank Ltd.	0021310225647	3 Months	10,000,000	10,000,000
Total			10,000,000	10,000,000

6.00 Unit capital

Opening balance	95,653,860	87,532,950
New subscription	639,620	8,134,660
Unit repurchase	(41,090)	(13,750)
Total	96,252,390	95,653,860

7.00 Unit premium reserve

Opening balance	3,039,423	1,234,978
Premium on sale of unit	109,863	1,807,516
Premium on surrender of unit	(6,973)	(3,071)
Closing balance	3,142,313	3,039,423

8.00 Retained Earnings

Opening Balance	21,044,822	30,755,794
Less: Dividend paid	(4,782,693)	(13,129,942)
Add: Profit during the period	(1,897,280)	3,418,970
Closing Balance	14,364,849	21,044,822

		Amount in BDT	
		December 31, 2023	June 30, 2023
9.00 Liability for Expenses			
Management Fees	1,322,640	1,307,902	
CDBL settlement and demat charges	0.60	282	
Custodian fees	83,491	79,562	
Publication expenses	3,800	12,480	
Audit Fee	-	46,000	
VAT on audit fees	-	-	
TDS Payable	800	2,580	
VAT on publication expenses	2,400	9,675	
Dividend purification expenses	-	-	
Unclaimed dividend	-	-	
Total	1,413,131	1,458,481	
10.00 Net Asset Value (NAV) Per Unit at Cost			
NAV at Cost Price	122,071,515	126,297,836	
No. of units	9,625,239	9,565,386	
NAV Per Unit at Cost Price	12.68	13.20	
11.00 Net Asset Value (NAV) Per Unit at Market Price			
NAV at Market Price	113,759,553	119,738,105	
No. of units	9,625,239	9,565,386	
NAV Per Unit at Market Price	11.82	12.52	
12.00 Reserve for unrealized gain/(loss)			
Opening Balance	(6,559,731)	(560,543)	
(Provision Required)/Write Back for the period in Statement of Profit or Loss and Other Comprehensive Income	(1,752,231)	(5,999,188)	
Closing balance	(8,311,962)	(6,559,731)	

Amount in BDT			
July 01, 2023 to December 31, 2023	July 01, 2022 to December 31, 2022	October 01, 2023 to December 31, 2023	October 01, 2022 to December 31, 2022

13.00 Profit on Deposit

Profit on SND accounts	460,937	339,205	259,715	216,289
Profit on MTDR	118,356	-	118,356	-
Total	579,293	339,205	378,071	216,289

14.00 Gain on Sale of Marketable Securities

Details are mentioned in Annexure B

	314,133	8,583,285	-	4,917,333
Total	314,133	8,583,285	-	4,917,333

15.00 Dividend Income

Net dividend	16.01	935,098	1,801,247	286,861	1,297,247
Total		935,098	1,801,247	286,861	1,297,247

15.01 Gross dividend

Tax deducted at source

		987,356	1,953,731	334,996	1,403,731
		(52,258)	(152,484)	(48,135)	(106,484)
Net dividend		935,098	1,801,247	286,861	1,297,247

Details are mentioned in Annexure C

16.00 Management Fee*

SL #	Week Dates		Week Average	Mgt Fees	Mgt Fees	Mgt Fees	Mgt Fees
1	01-Jul-23	02-Jul-23	119,560,293	50,792	50,637	-	-
2	03-Jul-23	09-Jul-23	119,045,872	50,595	50,672	-	-
3	10-Jul-23	16-Jul-23	118,962,202	50,562	50,244	-	-
4	17-Jul-23	23-Jul-23	119,053,633	50,598	49,330	-	-
5	24-Jul-23	30-Jul-23	118,553,863	50,405	48,820	-	-
6	31-Jul-23	06-Aug-23	115,756,289	49,329	45,220	-	-
7	07-Aug-23	13-Aug-23	113,219,920	48,354	45,100	-	-
8	14-Aug-23	20-Aug-23	112,639,810	48,131	45,807	-	-
9	21-Aug-23	27-Aug-23	113,218,766	48,353	46,825	-	-
10	28-Aug-23	03-Sep-23	113,966,964	48,641	47,863	-	-
11	04-Sep-23	10-Sep-23	114,778,448	48,953	49,327	-	-
12	11-Sep-23	17-Sep-23	114,462,436	48,832	49,235	-	-
13	18-Sep-23	24-Sep-23	114,716,162	48,929	49,196	-	-
14	25-Sep-23	01-Oct-23	114,690,878	48,920	48,858	48,920	48,858
15	02-Oct-23	08-Oct-23	114,358,863	48,792	48,826	48,792	48,826
16	09-Oct-23	15-Oct-23	114,385,573	48,802	48,104	48,802	48,104
17	16-Oct-23	22-Oct-23	114,304,264	48,771	47,060	48,771	47,060
18	23-Oct-23	29-Oct-23	114,379,787	48,800	47,052	48,800	47,052
19	30-Oct-23	05-Nov-23	114,081,842	48,685	48,694	48,685	48,694
20	06-Nov-23	12-Nov-23	113,827,563	48,588	48,666	48,588	48,666
21	13-Nov-23	19-Nov-23	113,598,619	48,499	48,896	48,499	48,896
22	20-Nov-23	26-Nov-23	113,117,916	48,315	49,630	48,315	49,630
23	27-Nov-23	03-Dec-23	113,087,111	48,303	49,741	48,303	49,741
24	04-Dec-23	10-Dec-23	113,405,798	48,425	49,720	48,425	49,720
25	11-Dec-23	17-Dec-23	113,273,688	48,375	49,982	48,375	49,982
26	18-Dec-23	24-Dec-23	113,315,313	48,391	49,688	48,391	49,688
27	25-Dec-23	31-Dec-23	113,601,692	48,501	-	48,501	-
Total				1,322,640	1,263,192	680,165	634,917

*N.B. Management fee is calculated according to Chapter No: 09, under section : 65 of Securities & Exchange Commission (Mutual Fund) Bidhimala, 2001

Amount in BDT			
July 01, 2023 to December 31, 2023	July 01, 2022 to December 31, 2022	October 01, 2023 to December 31, 2023	October 01, 2022 to December 31, 2022

17.00 Custodian fees*

Month	Total	Rate PA	CUST Fee	CUST Fee	CUST Fee	CUST Fee
July-23	107,537,405	0.15%	13,442	10,721	-	-
August-23	108,355,460	0.15%	13,544	12,612	-	-
September-23	110,189,660	0.15%	13,774	11,682	-	-
October-23	110,026,530	0.15%	13,753	10,874	13,753	10,874
November-23	108,647,220	0.15%	13,581	12,118	13,581	12,118
December-23	109,321,802	0.15%	13,665	11,792	17,529	12,076
Total			81,760	69,799	44,863	35,068

**N.B. Custodian fee is calculated according to clause: 4.4.6 of the Trustee Deed of Credence First Shariah Unit Fund and Custodian Agreement of Credence First Shariah Unit Fund.*

18.00 Publication expenses

SL no	Particulars				
1	BIZ Bangla for Audited Accounts Publication for the year ended June 30, 2023	25,875	28,750	-	-
2	BIZ Bangla (Bonik Barta) for Weekly NAV publication for the month of July, 2023	1,150	1,150	-	-
3	Ad Point for PSI & Audited Accounts Publication for the year ended June 30, 2023 (Daily Samakal, Financial Express & The Business Standard)	43,425	45,964	-	-
4	Protidiner Bangladesh for PSI Publication for the year ended June 30, 2023	5,175	12,600	-	-
5	BIZ Bangla (Bonik Barta) for Weekly NAV publication for the month of August, 2023	3,450	4,600	-	12,600
6	BIZ Bangla (Bonik Barta) for Weekly NAV publication for the month of September, 2023	4,600	6,325	4,600	6,325
7	BIZ Bangla (Bonik Barta) for Weekly NAV publication for the month of October, 2023	5,750	5,750	5,750	5,750
8	BIZ Bangla (Bonik Barta) for Weekly NAV publication for the month of November, 2023	4,600	5,750	4,600	5,750
Total		94,025	110,889	14,950	30,425

19.00 Earnings Per Unit (EPU)

Net profit after (provision)/ write back	(1,897,279)	834,842	(997,546)	(1,936,706)
Number of Units	9,625,239	9,558,317	9,625,239	9,558,317
Earnings per Unit (EPU)	(0.20)	0.09	(0.10)	(0.20)

Credence First Shariah Unit Fund

Portfolio as on December 31, 2023

Portfolio as on December 31, 2023										Annexure-A	
SL #	Sector	Name of the company	Total Share	Buy Rate	Mkt Rate	Buy Price	Mkt Price	Unrealized Gain/(Loss)	% Total Asset		
1	BANK	FIRSTSBANK	924,000	10.05	8.90	9,285,549	8,223,600	(1,061,949)	8.06%		
2		GIB	1,326,220	9.52	8.60	12,630,670	11,405,492	(1,225,178)	10.97%		
						21,916,219	19,629,092	(2,287,127)	19.03%		
3	MUTUAL FUND	DBH1STMF	200,000	9.20	6.90	1,840,000	1,380,000	(460,000)	1.60%		
4		GREENDELMF	200,000	8.90	6.90	1,780,000	1,380,000	(400,000)	1.55%		
5		AIBL1STMF	250,000	10.10	7.70	2,523,896	1,925,000	(598,896)	2.19%		
						6,143,896	4,685,000	(1,458,896)	5.33%		
6	ENGINEERING	BDLAMPs	2,140	258.20	252.20	552,549	539,708	(12,841)	0.48%		
7		RUNNERAUTO	50,000	57.24	48.40	2,862,149	2,420,000	(442,149)	2.49%		
						3,414,697	2,959,708	(454,989)	2.96%		
8	FOOD & ALLIED	ACHIASF	20,000	10.00	26.40	200,000	528,000	328,000	0.17%		
						200,000	528,000	328,000	0.17%		
9	FUEL & POWER	LINDEBD	5,602	1,785.32	1,397.70	10,001,370	7,829,915	(2,171,454)	8.68%		
						10,001,370	7,829,915	(2,171,454)	8.68%		
10	PHARMACEUTICALS & CHEMICALS	BXPHARMA	38,000	183.92	146.20	6,989,078	5,555,600	(1,433,478)	6.07%		
11		IBNSINA	35,000	230.58	286.60	8,070,397	10,031,000	1,960,603	7.01%		
12		KOHINOOR	5,610	503.40	438.70	2,824,076	2,461,107	(362,969)	2.45%		
						17,883,552	18,047,707	164,155	9.46%		
13	SERVICE & REALESTATE	EHL	52,000	116.06	86.40	6,034,912	4,492,800	(1,542,112)	5.24%		
14		SAIFPOWER	195,000	19.62	29.70	3,825,141	5,791,500	1,966,359	3.32%		
						9,860,053	10,284,300	424,247	8.56%		

SL #	Sector	Name of the company	Total Share	Buy Rate	Mkt Rate	Buy Price	Mkt Price	Unrealized Gain/(Loss)	% Total Asset
15	CEMENT	LHBL	170,000	64.92	69.30	11,035,844	11,781,000	745,156	9.58%
						11,035,844	11,781,000	745,156	9.58%
16	IT SECTOR	AGNISYSL	55,000	33.24	23.70	1,828,000	1,303,500	(524,500)	1.59%
						1,828,000	1,303,500	(524,500)	1.59%
17	CERAMIC INDUSTRIES	SPCERAMICS	40,000	45.93	43.00	1,837,341	1,720,000	(117,341)	1.60%
18		RAKCERAMIC	30,000	47.71	42.90	1,431,255	1,287,000	(144,255)	1.24%
						3,268,596	3,007,000	(261,596)	2.84%
19	INSURANCE	TAKAFULINS	24,000	47.74	42.10	1,145,700	1,010,400	(135,300)	0.99%
20		ISLAMIINS	23,000	54.78	46.00	1,259,900	1,058,000	(201,900)	1.09%
						2,405,600	2,068,400	(337,200)	2.09%
21	CORPORATE BOND	BEXGSUKUK	14,857	88.12	85.00	1,309,127	1,262,845	(46,282)	1.14%
						1,309,127	1,262,845	(46,282)	1.14%
22	TELECOMUNICATION	BSCCL	43,600	235.95	218.90	10,287,583	9,544,040	(743,543)	8.93%
						10,287,583	9,544,040	(743,543)	8.93%
23	MISCELLANEOUS	BEXIMCO	40,000	148.70	115.60	5,947,841	4,624,000	(1,323,841)	5.16%
24		BSC	18,000	128.43	107.00	2,311,815	1,926,000	(385,815)	2.01%
25		AOPLC	3,695	10.00	17.60	36,950	65,032	28,082	0.03%
						8,296,605	6,615,032	(1,681,573)	7.20%
	Grand Total:					107,857,501	99,545,539	(8,311,962)	87.57%

Credence First Shariah Unit Fund

Realised Gain / Loss

Period : July 01, 2023 to December 31, 2023

Annexure-B

Instrument	Quantity	Buy Avg	Buy Amount	Sell Avg	Sale Amount	Gain / Loss
MKFOOTWEAR	9,030	10	90,300	44.90	404,433	314,133
Total			90,300		404,433	314,133

Credence First Shariah Unit Fund

Dividend Income

Period : July 01, 2023 to December 31, 2023

Annexure-C

SI NO	Instrument	Amount
1	DBH First Mutual Fund	60,000
2	Green Delta Mutual Fund	30,000
3	Bangladesh Submarine Cable Company Limited	222,360
4	Eastern Housing Limited	130,000
5	The IBN SINA Pharmaceuticals Industry PLC	210,000
6	Bangladesh Shipping Corporation	45,000
7	Bangladesh Lamps Ltd.	2,140
8	Bangladesh Export Import Company Limited	40,000
9	Beximco Pharmaceuticals Limited	133,000
10	Shinepukur Ceramics Limited	12,000
11	Kohinoor Chemical Co. (BD) Ltd.	20,400
12	Beximco Green Sukuk Al Istisna'a	82,456
Total		987,356