




**Credence First Shariah Unit Fund**  
**Statement of Financial Position (Unaudited)**  
**As at 31 March 2025**


Particulars	Notes	Amount in BDT	
		31-Mar-2025	30-Jun-2024
<b>A. Assets</b>			
Investments in securities (at market price)	1.00	65,786,152	82,835,498
Investment in money market	2.00	13,000,000	8,000,000
Preliminary and issue expenses	3.00	-	316,881
Advance, deposit and prepayments	4.00	65,214	126,000
Other receivables	5.00	1,097,413	1,238,755
Cash and cash equivalents	6.00	7,185,414	4,140,511
<b>Total Assets</b>		<b>87,134,193</b>	<b>96,657,645</b>
<b>B. Liabilities</b>			
Unclaimed/Dividend Payable	7.00	-	-
Dividend purification fund	8.00	-	81,038
Other liabilities	9.00	553,271	1,270,381
<b>Total Liabilities</b>		<b>553,271</b>	<b>1,351,419</b>
<b>C. Net Assets (A-B)</b>		<b>86,580,922</b>	<b>95,306,226</b>
<b>D. Owners' Equity</b>			
Unit capital fund	10.00	95,247,610	95,209,340
Unit premium reserve	11.00	3,166,972	3,170,597
Dividend equalization fund	12.00	-	-
Retained earnings	13.00	(11,833,660)	(3,073,711)
<b>Total</b>		<b>86,580,922</b>	<b>95,306,226</b>
<b>Net Asset Value (NAV) Per Unit</b>			
At market price	14.00	<b>9.09</b>	<b>10.01</b>
At cost price	15.00	<b>12.94</b>	<b>12.92</b>

On behalf of Credence First Shariah Unit Fund

  
Chairman, Trustee  
Investment Corporation of Bangladesh

  
Managing Director  
Credence Asset Management Limited

  
Member, Trustee  
Investment Corporation of Bangladesh

  
Head of Compliance  
Credence Asset Management Limited


# Credence First Shariah Unit Fund


## Statement of Profit or Loss and Other Comprehensive Income (Unaudited)

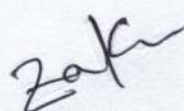
For the period from 01 July 2024 to 31 March 2025

Particulars	Notes	Amount in BDT			
		1-Jul-2024 to 31-Mar-2025	1-Jul-2023 to 31-Mar-2024	1-Jan-2025 to 31-Mar-2025	1-Jan-2024 to 31-Mar-2024
<b>Income</b>					
Capital gain/(loss)	16.00	(694,035)	904,102	-	589,969
Dividend income	17.00	2,290,004	1,861,892	200,000	926,794
Profit income	18.00	940,220	728,516	314,600	149,223
<b>Total income</b>		<b>2,536,189</b>	<b>3,494,510</b>	<b>514,600</b>	<b>1,665,986</b>
<b>Expenditure</b>					
Management fees	19.00	1,554,282	1,925,495	494,855	602,855
Trustee fees	20.00	101,571	131,661	32,820	42,293
Custodian fees	21.00	91,000	117,980	28,024	36,221
BSEC annual fees		74,866	89,231	24,590	29,526
Publication expenses		121,575	120,475	27,600	26,450
Amortization of preliminary and issue expenses	3.00	316,881	353,961	80,047	117,129
Other expenses	22.00	89,679	87,811	(16,454)	(1,430)
<b>Total expenditure</b>		<b>2,349,854</b>	<b>2,826,614</b>	<b>671,483</b>	<b>853,043</b>
<b>Income before provision</b>		<b>186,335</b>	<b>667,896</b>	<b>(156,883)</b>	<b>812,943</b>
(Provision)/write back of provision	23.00	(8,946,287)	(15,054,701)	(1,559,915)	(13,302,470)
<b>Net Income/(Loss)</b>		<b>(8,759,952)</b>	<b>(14,386,805)</b>	<b>(1,716,798)</b>	<b>(12,489,527)</b>
<b>Earnings per unit (EPU)</b>	24.00	<b>(0.92)</b>	<b>(1.49)</b>	<b>(0.18)</b>	<b>(1.30)</b>

On behalf of Credence First Shariah Unit Fund

  
Chairman, Trustee  
Investment Corporation of Bangladesh

  
Member, Trustee  
Investment Corporation of Bangladesh

  
Managing Director  
Credence Asset Management Limited

  
Head of Compliance  
Credence Asset Management Limited




**Credence First Shariah Unit Fund**  
**Statement of Changes in Equity (Unaudited)**  
**For the period from 01 July 2024 to 31 March 2025**


Particulars	Unit capital	Unit premium reserve	Dividend Equalization Fund	Amount in BDT	
				Retained earnings	Total equity
<b>Balance as on 01 July 2024</b>	95,209,340	3,170,597	-	(3,073,711)	95,306,226
Unit sold during the period	116,640	-	-	-	116,640
Unit surrender during the period	(78,370)	-	-	-	(78,370)
Premium on sale of unit	-	(5,423)	-	-	(5,423)
Premium on surrender of unit	-	1,798	-	-	1,798
Dividend equalization reserve	-	-	-	-	-
Net Income/(Loss)	-	-	-	(8,759,949)	(8,759,949)
Dividend paid	-	-	-	-	-
<b>Balance as on 31 March 2025</b>	<b>95,247,610</b>	<b>3,166,972</b>	<b>-</b>	<b>(11,833,661)</b>	<b>86,580,922</b>

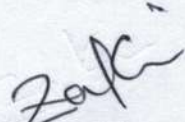
**For the Period from 01 July 2023 to 31 March 2024**


Particulars	Unit capital	Unit premium reserve	Dividend Equalization Fund	Retained earnings	Total equity
<b>Balance as on 01 July 2023</b>	95,653,860	3,039,423	-	21,044,822	119,738,105
Unit sold during the period	706,290	-	-	-	706,290
Unit surrender during the period	(41,090)	-	-	-	(41,090)
Premium on sale of unit	-	118,327	-	-	118,327
Premium on surrender of unit	-	(6,973)	-	-	(6,973)
Dividend equalization reserve	-	-	-	-	-
Net Income/(Loss)	-	-	-	(14,386,806)	(14,386,806)
Dividend paid	-	-	-	(4,782,693)	(4,782,693)
<b>Balance as on 31 March 2024</b>	<b>96,319,060</b>	<b>3,150,777</b>	<b>-</b>	<b>1,875,323</b>	<b>101,345,160</b>

**On behalf of Credence First Shariah Unit Fund**

  
**Chairman, Trustee**  
**Investment Corporation of Bangladesh**

  
**Member, Trustee**  
**Investment Corporation of Bangladesh**

  
**Managing Director**  
**Credence Asset Management Limited**

  
**Head of Compliance**  
**Credence Asset Management Limited**




**Credence First Shariah Unit Fund**  
**Statement of Cash Flows (Unaudited)**  
For the period from 01 July 2024 to 31 March 2025

Particulars	Notes	Amount in BDT	
		1-Jul-2024 to 31-Mar-2025	1-Jul-2023 to 31-Mar-2024
<b>A. Cash Flows from Operating Activities</b>			
Capital gain/(loss)	16.00	(694,035)	904,102
Dividend income received in cash	25.00	2,685,338	1,685,882
Profit income realized in cash	26.00	686,227	787,749
Payment made for expenses	27.00	(2,770,331)	(3,245,753)
<b>Net cash flows from operating activities</b>		<b>(92,800)</b>	<b>131,981</b>
<b>B. Cash Flows from Investing Activities</b>			
Purchase of securities	Annexure-C	(5,598,029)	(9,682,574)
Sale of securities (at Cost)	Annexure-B	13,701,088	2,267,052
Investment In IPO		-	(4,800,000)
Return From IPO		-	4,728,010
Investment In MTDR/FDR/T-Bill		(13,000,000)	-
Encashment of MTDR/FDR/T-Bill		-	-
<b>Net cash flows from from investing activities</b>		<b>(4,896,941)</b>	<b>(7,487,512)</b>
<b>C. Cash Flows from Financing Activities</b>			
Proceeds from issuance of units	28.00	111,217	824,617
Payments made for re-purchase of units	29.00	(76,572)	(48,063)
Dividend paid	30.00	-	(4,782,693)
<b>Net cash flows from financing activities</b>		<b>34,645</b>	<b>(4,006,139)</b>
<b>D. Net Cash flows during the period (A+B+C)</b>		<b>(4,955,097)</b>	<b>(11,361,669)</b>
<b>E. Opening cash and cash equivalent</b>		<b>12,140,511</b>	<b>20,674,691</b>
<b>F. Closing cash and cash equivalent (D+E)</b>		<b>7,185,414</b>	<b>9,313,021</b>
<b>Net Operating Cash Flows Per Unit (NOCFU)</b>	31.00	<b>(0.01)</b>	<b>0.01</b>

On behalf of Credence First Shariah Unit Fund



**Chairman, Trustee**  
Investment Corporation of Bangladesh



**Managing Director**  
Credence Asset Management Limited



**Member, Trustee**  
Investment Corporation of Bangladesh



**Head of Compliance**  
Credence Asset Management Limited

**Credence First Shariah Unit Fund**  
**Notes to the Financial Statements (Unaudited)**  
**For the period from 01 July 2024 to 31 March 2025**

Amount in BDT	
31-Mar-25	30-Jun-24

**1.00 Investments (at market price)**

Investments in listed securities  
Investment in non-listed securities  
**Total**

65,786,152	82,835,498
-	-
<b>65,786,152</b>	<b>82,835,498</b>

*Details are mentioned in Annexure-A*

**2.00 Investment in money market**  
**Investment in MTDR**

**Name of the Institution & Branch**

**Account Number**

Pubali Bank PLC.-Principal Branch  
Pubali Bank PLC.-Principal Branch  
Pubali Bank PLC.-Principal Branch  
Pubali Bank PLC.-Principal Branch  
Al Arafah Islami Bank PLC.-Motijheel  
Al Arafah Islami Bank PLC.-Motijheel  
**Total**

0001817/36917  
0001816/36902  
0001815/36898  
0013556/45077  
0021310250048  
0021310250059

4,000,000	-
3,000,000	-
3,000,000	-
3,000,000	-
-	5,000,000
-	3,000,000
<b>13,000,000</b>	<b>8,000,000</b>

**3.00 Preliminary and issue expenses**

Opening balance  
Amortization made during the period  
**Closing balance**

316,881	787,971
(316,881)	(471,090)
<b>-</b>	<b>316,881</b>

**4.00 Advance, deposit and prepayments**

Annual fees of BSEC  
Annual fees of CDBL  
Trustee fees of ICB  
**Total**

25,134	100,000
6,536	26,000
33,544	-
<b>65,214</b>	<b>126,000</b>

**5.00 Other receivables**

Accrued bank interest-SND  
Accrued interest-TDR  
Accrued profit-Non Listed Bond  
Receivable coupon on Bond  
Dividend Receivable

(Annexure-E)  
(Annexure-E)  
(Annexure-D)  
(Annexure-D)  
(Annexure-D)

61,628	537
253,175	60,274
-	-
-	-
782,610	1,177,944
<b>1,097,413</b>	<b>1,238,755</b>

**6.00 Cash and cash equivalents**

Main Bank Accounts  
SIP Bank Accounts  
Dividend Bank Accounts  
Brokerage Accounts  
**Total**

**6.01**  
**6.02**  
**6.03**  
**6.04**

7,185,060	4,140,156
-	-
-	-
354	355
<b>7,185,414</b>	<b>4,140,511</b>



**Credence First Shariah Unit Fund**  
**Notes to the Financial Statements (Unaudited)**  
**For the period from 01 July 2024 to 31 March 2025**

Amount in BDT	
31-Mar-25	30-Jun-24

**6.01 Bank accounts (Main)**

Name of the Bank & Branches Account Number

Shahjalal Islami Bank PLC.-Bijoynagar	'401813100001684	-	47,369
Dhaka Bank PLC.-IBBL	'2141550001488	306,066	38,365
Al Arafah Islami Bank PLC.-Motijheel	'0021220008016	6,878,994	4,054,422
<b>Total</b>		<b>7,185,060</b>	<b>4,140,156</b>

**6.02 Bank accounts (SIP)**

Name of the Bank & Branches Account Number

<b>Total</b>		-	-
--------------	--	---	---

**6.03 Bank accounts (Dividend)**

Name of the Bank & Branches Account Number

<b>Total</b>		-	-
--------------	--	---	---

**6.04 Brokerage accounts**

Name of the Broker & Branches

Vision Capital Management Ltd.	0.21	0.32
Popular Life Securities Ltd.	354.20	354.20
<b>Total</b>	<b>354</b>	<b>354.52</b>

**7.00 Unclaimed/Dividend Payable**

Opening Balance	-	-
Addition for the period	-	-
Dividend paid	-	-
<b>Closing Balance</b>	<b>-</b>	<b>-</b>

**8.00 Dividend purification fund (profit against dividend income)**

Opening balance	81,038	-
Addition for the period		81,038
Profit on bank deposit		-
Excise duty & bank charge		-
Donation and expenses	(81,038)	-
<b>Total</b>	<b>-</b>	<b>81,038</b>

**9.00 Other liabilities**

Management fees	494,855	1,144,622
Custodian fee	30,230	70,209
Publication expenses payable	7,600	8,550
Audit fees	-	46,000
Other payable	20,586	1,000
<b>Total</b>	<b>553,271</b>	<b>1,270,381</b>

**Credence First Shariah Unit Fund**  
**Notes to the Financial Statements (Unaudited)**  
**For the period from 01 July 2024 to 31 March 2025**

Amount in BDT	
31-Mar-25	30-Jun-24

**10.00 Unit capital fund**

Opening balance  
New subscription of 11,664 units of Tk. 10.00 each  
Surrendered of 7,837 units of Tk. 10.00 each  
**Closing balance**

95,209,340	95,653,860
116,640	739,410
(78,370)	(1,183,930)
<b>95,247,610</b>	<b>95,209,340</b>

**(%) Unit holding position**

Sponsor  
Insitution  
Individual  
**Total**

6.24%	6.25%
90.24%	90.28%
3.51%	3.47%
<b>100.00%</b>	<b>100.00%</b>

**11.00 Unit premium reserve**

Opening balance  
Unit sold during the period  
Unit surrendered during the period  
**Closing balance**

3,170,597	3,039,423
(5,423)	138,487
1,798	(7,313)
<b>3,166,972</b>	<b>3,170,597</b>

**12.00 Dividend equalization fund**

Opening balance  
Transfer during the period  
Dividend paid during the period  
**Closing balance**

-	-
-	-
-	-
<b>-</b>	<b>-</b>

**13.00 Retained earnings**

Opening balance  
Net Income/(Loss)  
Dividend paid  
**Closing balance**

(3,073,711)	21,044,822
(8,759,949)	(19,335,840)
-	(4,782,693)
<b>(11,833,660)</b>	<b>(3,073,711)</b>

**14.00 Net asset value (NAV) per unit at market price**

Total asset value at market price  
Liability for expenses  
**Net asset value (NAV)**  
Number of units  
NAV per unit at market price

87,134,193	96,657,645
(553,271)	(1,351,419)
<b>86,580,922</b>	<b>95,306,226</b>
9,524,761	9,520,934
<b>9.09</b>	<b>10.01</b>

**15.00 Net asset value (NAV) per unit at cost price**

Total asset value at market price  
Unrealized loss on securities during the period  
Liability for expenses  
**Net asset value (NAV)**  
Number of units  
NAV per unit at cost price

87,134,193	96,657,645
(36,696,375)	(27,750,088)
(553,271)	(1,351,419)
<b>123,277,297</b>	<b>123,056,314</b>
9,524,761	9,520,934
<b>12.94</b>	<b>12.92</b>



**Credence First Shariah Unit Fund**  
**Notes to the Financial Statements**  
**(Unaudited)**

**16.00 Capital gain/(loss)**

*Details are mentioned in Annexure-B*

**17.00 Dividend income**

*Details are mentioned in Annexure-D*

**18.00 Profit income**

*Details are mentioned in Annexure-E*

**19.00 Management fees**

*Details are mentioned in Annexure-F*

**20.00 Trustee fees**

*Details are mentioned in Annexure-F*

**21.00 Custodian fees**

*Details are mentioned in Annexure-F*

**22.00 Other expenses**

Bank charges

Excise duty

CDBL charges

Shariah supervisory board meeting

IPO application expenses

**Total**

**23.00 (Provision)/write back of provision for diminution in value of investment**

**Opening balance as at 01 July 2024**

(Required provision)/write back of provision

**Total unrealized gain/(loss) during the period**

**24.00 Earnings per unit**

Net Income/(Loss)

Number of units

**Earnings per unit (EPU) after provision**

**25.00 Dividend income received in cash**

Dividend income

Opening dividend receivable

Closing dividend receivable

**26.00 Profit income realized in cash**

Profit income

Opening profit receivable

Closing profit receivable

Amount in BDT	
01-07-2024 to 31-03-2025	01-07-2023 to 31-03-2024
(694,035)	904,102
2,290,004	1,861,892
940,220	728,516
1,554,282	1,925,495
101,571	131,661
91,000	117,980
28,958	25,081
27,150	30,000
23,570	22,730
10,000	10,000
-	-
89,679	87,811
(27,750,088)	(6,559,731)
(8,946,287)	(21,190,357)
(36,696,375)	(27,750,088)
(8,759,952)	(14,386,805)
9,524,761	9,631,906
(0.92)	(1.49)
2,290,004	1,861,892
1,177,944	713,990
(782,610)	(890,000)
2,685,338	1,685,882
940,220	728,516
60,811	100,087
(314,803)	(40,854)
686,227	787,749



# Credence First Shariah Unit Fund

## Notes to the Financial Statements (Unaudited)

Amount in BDT	
01-07-2024 to 31-03-2025	01-07-2023 to 31-03-2024

### 27.00 Payment made for expenses

Total expenditure	
Preliminary expenses	
Opening operating expenses payable	27.01
Donation & charges on interest against dividend income	
Closing operating expenses payable	27.02

2,349,854	2,826,614
(316,884)	(353,961)
1,225,419	1,339,404
-	-
(488,058)	(566,304)
<b>2,770,331</b>	<b>3,245,753</b>

### 27.01 Opening operating expenses payable

Current Liabilities (Previous Year)
Advance Payment of Fees, Tax & Suspense's

1,351,419	1,458,481
(126,000)	(119,077)
<b>1,225,419</b>	<b>1,339,404</b>

### 27.02 Closing operating expenses payable

Current Liabilities (Current Year)
Last year adjustment
Advance Payment of Fees, Tax & Suspense's

553,271	645,406
-	-
(65,214)	(79,102)
<b>488,058</b>	<b>566,304</b>

### 28.00 Proceeds from issuance of units

<b>111,217</b>	<b>824,617</b>
----------------	----------------

### 29.00 Payments made for surrender of units

<b>(76,572)</b>	<b>(48,063)</b>
-----------------	-----------------

### 30.00 Dividend paid during the year

Dividend declared during the year
Previous year dividend payable
Current year dividend payable

-	4,782,693
-	-
-	(4,782,693)
-	-

### 31.00 Net Operating Cash Flows Per Unit (NOCFU)

Net cash flows from operating activities
Number of units
<b>Net operating cash flow per unit</b>

(92,800)	131,981
9,524,761	9,631,906
<b>(0.01)</b>	<b>0.01</b>

### 32.00 Profit and Earnings Per Unit available for Distribution

Opening balance
Dividend Paid
Transferd to dividend equalization reserve
Net Income/(Loss)
Dividend equalization reserve

(3,073,711)	21,044,822
-	-
-	-
(8,759,949)	(14,386,806)
-	-
<b>(11,833,660)</b>	<b>6,658,016</b>
9,524,761	9,631,906
<b>(1.24)</b>	<b>0.69</b>

Number of units
Per unit profit available for distribution

**Credence First Shariah Unit Fund**  
**Notes to the Financial Statements**  
**(Unaudited)**

Amount in BDT	
01-07-2024 to 31-03-2025	01-07-2023 to 31-03-2024

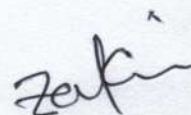
**33.00 Events after the reporting period**

The Board of Trustees in its 969th meeting held on 23rd April 2025 approved the Unaudited financial statements of the Fund for the Period ended 31 March 2025 and authorized the same for issue.

**On behalf of Credence First Shariah Unit Fund**



**Chairman, Trustee**  
**Investment Corporation of Bangladesh**



**Managing Director**  
**Credence Asset Management Limited**



**Member, Trustee**  
**Investment Corporation of Bangladesh**



**Head of Compliance**  
**Credence Asset Management Limited**



# Credence First Shariah Unit Fund

As at 31 March 2025

## Details of Investment in Listed Securities

Annexure-A

Sl.No.	Sector	Name of the Companies	Number of Securities	Average Cost	Market Price	Total Acquisition Cost	Total Market Value	Excess / (Deficit)	% of Total Assets at Cost
1	BANK	SIBL	125,000	11.91	10.10	1,488,713	1,262,500	(226,213)	1.20%
2		FIRSTSBANK	970,200	9.57	4.60	9,285,549	4,462,920	(4,822,629)	7.50%
3		GIB	1,182,531	9.07	3.70	10,725,908	4,375,365	(6,350,543)	8.66%
						21,500,169	10,100,785	(11,399,385)	17.36%
4	MUTUAL FUND	DBH1STMF	200,000	9.20	4.80	1,840,000	960,000	(880,000)	1.49%
5		GREENDELMF	200,000	8.90	3.80	1,780,000	760,000	(1,020,000)	1.44%
6		AIBL1STMF	250,000	10.10	7.00	2,523,896	1,750,000	(773,896)	2.04%
						6,143,896	3,470,000	(2,673,896)	4.96%
7	ENGINEERING	BDLAMP	2,247	245.91	117.40	552,549	263,798	(288,751)	0.45%
8		RUNNERAUTO	50,000	57.24	26.60	2,862,149	1,330,000	(1,532,149)	2.31%
						3,414,697	1,593,798	(1,820,900)	2.76%
9	PHARMACEUTICAL S & CHEMICALS	BXPHARMA	38,000	183.92	99.10	6,989,078	3,765,800	(3,223,278)	5.64%
10		IBNSINA	28,500	230.58	287.70	6,571,609	8,199,450	1,627,841	5.31%
11		KOHINOOR	4,950	462.26	508.10	2,288,543	2,515,095	226,552	1.85%
12		BEACONPHAR	10,000	274.64	123.60	2,746,409	1,236,000	(1,510,409)	2.22%
13		ACMELAB	5,000	87.57	73.90	437,861	369,500	(68,361)	0.35%
						19,033,499	16,085,845	(2,947,654)	15.37%
14	SERVICE & REALESTATE	EHL	54,000	115.11	77.10	6,216,164	4,163,400	(2,052,764)	5.02%
15		SAIFPOWER	195,000	19.62	11.60	3,825,141	2,262,000	(1,563,141)	3.09%
						10,041,305	6,425,400	(3,615,905)	8.11%
16	CEMENT	LHB	170,000	64.92	45.60	11,035,844	7,752,000	(3,283,844)	8.91%
						11,035,844	7,752,000	(3,283,844)	8.91%





# Credence First Shariah Unit Fund

As at 31 March 2025

## Details of Investment in Listed Securities

Annexure-A							
17	TANNERY INDUSTRIES	CRAFTSMAN	2,577	10.00	29.60	25,770	76,279
						25,770	76,279
							50,509
							0.02%
							0.02%

18	CERAMIC INDUSTRIES	SPCERAMICS	65,000	43.55	26.20	2,830,818	1,703,000
19		RAKCERAMIC	30,000	47.71	22.60	1,431,255	678,000
						4,262,073	2,381,000
							(1,127,818)
							2.29%
							1.16%
							3.44%

20	INSURANCE	TAKAFULINS	35,000	46.37	34.00	1,623,013	1,190,000
21		REPUBLIC	8,850	47.02	28.40	416,103	251,340
22		ISLAMINS	27,000	54.04	37.70	1,458,337	1,017,900
						3,497,453	2,459,240
							(1,038,213)
							1.31%
							0.34%
							1.18%
							2.82%

23	CORPORATE BOND	BEXGSUKUK	14,857	88.12	45.00	1,309,127	668,565
						1,309,127	668,565
							(640,562)
							1.06%
							1.06%

24	TELECOMMUNICATION	GP	10,000	367.15	321.90	3,671,456	3,219,000
25		BSCIPLC	43,600	235.95	123.40	10,287,583	5,380,240
						13,959,039	8,599,240
							(5,359,799)
							11.27%
							2.96%
							8.31%

26	MISCELLANEOUS	BEXIMCO	42,000	141.62	110.10	5,947,841	4,624,200
27		BSC	18,000	128.43	86.10	2,311,815	1,549,800
						8,259,655	6,174,000
							(2,085,655)
							6.67%
							4.80%
							1.87%

## Grand Total

						102,482,527	65,786,152
							(36,696,375)
							82.76%





**Credence First Shariah Unit Fund****For the period from 01 July 2024 to 31 March 2025****Capital gain/(loss)****Annexure-B**

S.L	Company Name	Share quantity	Average cost	Market price	Total Cost	Total Market Value	Gain/(Loss)
1	Agni Systems Ltd.	70,000	31.44	33.52	2,200,930	2,346,519	145,589
2	Linde Bangladesh Limited	5,602	1,785.32	1,509.94	10,001,370	8,458,680	(1,542,690)
3	The IBN SINA Pharmaceutical Industry PLC	6,500	230.58	338.75	1,498,788	2,201,854	703,066
<b>Total</b>					<b>13,701,088</b>	<b>13,007,053</b>	<b>(694,035)</b>



**Credence First Shariah Unit Fund**  
**For the period from 01 July 2024 to 31 March 2025**  
**Investment in securities**

**Annexure-C**

S.L	Company name	Number of shares	Cost value per Share	Total cost value	Market value per share	Total market value	Surplus/ (Erossion)
1	The ACME Laboratories Limited	5,000	87.57	437,860	73.90	369,500	(68,360)
2	Grameenphone Ltd.	10,000	367.15	3,671,456	321.90	3,219,000	(452,456)
3	Social Islami Bank PLC.	125,000	11.91	1,488,713	10.10	1,262,500	(226,213)
<b>Total</b>				<b>5,598,029</b>		<b>4,851,000</b>	<b>(747,028)</b>





**Credence First Shariah Unit Fund**

For the period from 01 July 2024 to 31 March 2025

**Dividend Income & Receivable****Annexure-D****Dividend income**

S.L	Company Name	Record Date	Number of Shares	Face Value	% Dividend	Cash Dividend
1	Linde Bangladesh Limited	09-07-24	5,602	10	1540.0%	862,708
2	Grameenphone Ltd.	13-08-24	2,000	10	160.0%	32,000
3	Eastern Housing Limited	03-10-24	54,000	10	19.0%	102,600
4	The IBN SINA Pharmaceutical Industry PLC	27-10-24	28,500	10	63.0%	179,550
5	Beacon Pharmaceuticals PLC	27-10-24	10,000	10	20.0%	20,000
6	Bangladesh Submarine Cables PLC	04-11-24	43,600	10	40.0%	174,400
7	LafargeHolcim Bangladesh PLC.	11-11-24	170,000	10	19.0%	323,000
8	Bangladesh Lamps Limited	17-11-24	2,140	10	5.0%	1,070
9	Runner Automobiles PLC	17-11-24	50,000	10	11.0%	55,000
10	SAIF Powertec Limited	17-11-24	195,000	10	1.0%	19,500
11	Craftsman Footwear and Accessories Limited	18-11-24	2,577	10	10.0%	2,577
12	The ACME Laboratories Limited	20-11-24	5,000	10	35.0%	17,500
13	Bangladesh Shipping Corporation	24-11-24	18,000	10	25.0%	45,000
14	Beximco Pharmaceuticals Ltd.	25-11-24	38,000	10	40.0%	152,000
15	Shinepukur Ceramics Limited	25-11-24	65,000	10	2.00%	13,000
16	Kohinoor Chemicals Company (Bangladesh) Ltd.	28-11-24	4,500	10	50.0%	22,500
17	Beximco Green Sukuk Al Istisna'a	22-12-24	14,857	100	4.55%	67,599
18	RAK Ceramics (Bangladesh) Limited	17-02-25	30,000	10	10.0%	30,000
19	Grameenphone Ltd.	26-02-25	10,000	10	170.0%	170,000
<b>Total</b>						<b>2,290,004</b>

**Dividend receivable**

1	Global Islami Bank PLC	06-06-24	1,126,220	10	5.00%	563,110
2	SAIF Powertec Limited	17-11-24	195,000	10	1.00%	19,500
3	Grameenphone Ltd.	26-02-25	10,000	10	170.00%	170,000
4	RAK Ceramics (Bangladesh) Limited	17-02-25	30,000	10	10.00%	30,000
<b>Total</b>						<b>782,610</b>





**Credence First Shariah Unit Fund**  
**For the period from 01 July 2024 to 31 March 2025**  
**Profit (Bank) Income & Receivable**

**Annexure-E**

**Profit on Bank Deposit**

Sl No	Fund Name	Bank Name	Branch Name	Account Number	Account Type	Rate (%)	Profit Amount
1	Credence First Shariah Unit Fund	Shahjalal Islami Bank PLC.	Bijoy nagar	401813100001684	MSND	4.00	80
2	Credence First Shariah Unit Fund	Dhaka Bank PLC.	IBBL, Motijheel	2141550001488	MSND	4.00	2,889
3	Credence First Shariah Unit Fund	Al Arafah Islami Bank PLC.	Motijheel	0021220008016	MSND	4.00	230,381
<b>Sub-Total</b>							<b>233,350</b>

**Profit on Dividend Account**

Sl No	Fund Name	Bank Name	Branch Name	Account Number	Account Type	Rate (%)	Profit Amount
1	Credence First Shariah Unit Fund (Dividend Account)	Al Arafah Islami Bank PLC.	Motijheel	0021220011076	MSND	2.25	35,672
2	Credence First Shariah Unit Fund (Dividend Account-2022)	Al Arafah Islami Bank PLC.	Motijheel	0021220011717	MSND	2.25	663
3	Credence First Shariah Unit Fund (Dividend Account-2023)	Al Arafah Islami Bank PLC.	Motijheel	0021220012055	MSND	2.25	976
<b>Sub-Total</b>							<b>37,310</b>

**Profit on MTDR**

Sl No	Name of Instrument	Issuer Company	Branch	Instrument Number	Value	Rate (%)	Interest on TDR
1	Credence First Shariah Unit Fund	Al Arafah Islami Bank PLC.	Motijheel	0021310250048	5,000,000*	11.00	100,959
2	Credence First Shariah Unit Fund	Al Arafah Islami Bank PLC.	Motijheel	0021310250059	3,000,000*	11.00	60,575
3	Credence First Shariah Unit Fund	Pubali Bank PLC.	Principal (Islamic)	0001817/36917	4,000,000	10.25	203,195
4	Credence First Shariah Unit Fund	Pubali Bank PLC.	Principal (Islamic)	0001816/36902	3,000,000	10.25	152,415
5	Credence First Shariah Unit Fund	Pubali Bank PLC.	Principal (Islamic)	0001815/36898	3,000,000	10.25	152,415
<b>Sub-Total</b>							<b>669,559</b>
<b>Grand Total</b>							<b>940,220</b>

**\*N.B. The MTDR was invested for a total of 92 days. Of these, the profit for 25 days was recognized in the previous period, while the profit for the remaining 67 days is recognized in the current period.**





**Credence First Shariah Unit Fund**  
**For the period from 01 July 2024 to 31 March 2025**  
**Profit (Bank) Income & Receivable**

**Annexure-E**

**Profit Receivable**

**Profit Receivable on Bank Deposit**

SI No	Fund Name	Bank Name	Branch Name	Account Number	Account Type	Rate (%)	Profit Amount
1	Credence First Shariah Unit Fund	Dhaka Bank PLC.	IBBL, Motijheel	2141550001488	MSND	4.00	2,104
2	Credence First Shariah Unit Fund	Al Arafah Islami Bank PLC.	Motijheel	0021220008016	MSND	4.00	59,524
<b>Total</b>							<b>61,628</b>

**Profit Receivable on MTDR**

SI No	Name of Instrument	Issuer Company	Branch	Instrument Number	Value	Rate (%)	Profit on MTDR
1	Credence First Shariah Unit Fund	Pubali Bank PLC.	Principal (Islamic)	0001817/36917	4,000,000	10.25	101,255
2	Credence First Shariah Unit Fund	Pubali Bank PLC.	Principal (Islamic)	0001816/36902	3,000,000	10.25	75,960
3	Credence First Shariah Unit Fund	Pubali Bank PLC.	Principal (Islamic)	0001815/36898	3,000,000	10.25	75,960
<b>Total</b>							<b>253,175</b>





**Credence First Shariah Unit Fund**  
**For the period from 01 July 2024 to 31 March 2025**

**Annexure F**

<b>Management Fees Calculation</b>				
<b>SL #</b>	<b>Week Dates</b>		<b>Week Average</b>	<b>Mgt Fees</b>
1	01-Jul-24	07-Jul-24	96,532,928	41,936
2	08-Jul-24	14-Jul-24	97,427,561	42,280
3	15-Jul-24	21-Jul-24	95,453,870	41,521
4	22-Jul-24	28-Jul-24	94,392,266	41,112
5	29-Jul-24	04-Aug-24	92,128,851	40,242
6	05-Aug-24	11-Aug-24	98,336,744	42,630
7	12-Aug-24	18-Aug-24	99,662,466	43,139
8	19-Aug-24	25-Aug-24	95,331,721	41,474
9	26-Aug-24	01-Sep-24	97,481,625	42,301
10	02-Sep-24	08-Sep-24	98,544,338	42,709
11	09-Sep-24	15-Sep-24	98,413,115	42,659
12	16-Sep-24	22-Sep-24	98,521,065	42,700
13	23-Sep-24	29-Sep-24	98,710,231	42,773
14	30-Sep-24	06-Oct-24	96,135,034	41,783
15	07-Oct-24	13-Oct-24	93,437,177	40,745
16	14-Oct-24	20-Oct-24	90,959,831	39,792
17	21-Oct-24	27-Oct-24	88,408,465	38,811
18	28-Oct-24	03-Nov-24	87,846,728	38,595
19	04-Nov-24	10-Nov-24	90,805,068	39,733
20	11-Nov-24	17-Nov-24	90,394,693	39,575
21	18-Nov-24	24-Nov-24	87,953,698	38,636
22	25-Nov-24	01-Dec-24	88,691,575	38,920
23	02-Dec-24	08-Dec-24	89,150,727	39,096
24	09-Dec-24	15-Dec-24	88,123,361	38,701
25	16-Dec-24	22-Dec-24	88,850,472	38,981
26	23-Dec-24	29-Dec-24	87,815,315	38,583
27	01-Jan-25	05-Jan-25	87,967,284	38,641
28	06-Jan-25	12-Jan-25	87,228,450	38,357
29	13-Jan-25	19-Jan-25	86,161,034	37,947
30	20-Jan-25	26-Jan-25	86,779,856	38,185
31	27-Jan-25	02-Feb-25	85,616,016	37,737
32	03-Feb-25	09-Feb-25	85,988,911	37,880
33	10-Feb-25	16-Feb-25	86,201,670	37,962
34	17-Feb-25	23-Feb-25	86,340,620	38,016
35	24-Feb-25	02-Mar-25	87,070,140	38,296
36	03-Mar-25	09-Mar-25	86,255,715	37,983
37	10-Mar-25	16-Mar-25	86,161,898	37,947
38	17-Mar-25	23-Mar-25	86,063,466	37,909
39	24-Mar-25	30-Mar-25	86,288,716	37,996
<b>Total</b>				<b>1,554,282</b>

*\*N.B. Management fee is calculated according to Chapter No: 09, under section : 65 of Securities & Exchange Commission (Mutual Fund) Bidhimala, 2001*





**Credence First Shariah Unit Fund**  
**For the period from 01 July 2024 to 31 March 2025**

**Annexure F**

Trustee Fees Calculation	Amount	
	July 2024 to December 2024	January 2025 to June 2025
Weighted Average NAV	91,668,705	88,484,578
Trustee fee@.15%/2	68,752	66,363
Fees charged for the period	(68,752)	(32,820)
<b>Advance Trustee fees as on 31 March 2025</b>	<b>-</b>	<b>33,544</b>

*\*N.B. Trustee fee is calculated according to clause: 4.2.21 of the Trustee Deed of Credence First Shariah Unit Fund.*

SL No.	Custodian Fees calculation	Amount
1	July 2024	11,289
2	August 2024	11,492
3	September 2024	10,458
4	October, 2024	10,159
5	November, 2024	9,859
6	December, 2024	9,719
7	January, 2025	9,011
8	February, 2025	9,455
9	March, 2025	9,559
<b>Custodian fees as on 31 March 2025</b>		<b>91,000</b>

*\*N.B. Custodian fee is calculated according to clause: 4.4.6 of the Trustee Deed of Credence First Shariah Unit Fund and Custodian Agreement of Credence First Shariah Unit Fund.*

BSEC fees Calculation	Amount
Opening balance as at 01 July 2024	100,000
Fees amortized for the period	(74,866)
<b>Advance BSEC fees as on 31 March 2025</b>	<b>25,134</b>

*\*N.B. BSEC fee is calculated according to Chapter No: 02 under section : 11 of Securities & Exchange Commission (Mutual Fund) Bidhimala, 2001*

